

# Attachment Three (3)

NCPDV Agenda

December 12, 2016

Contents: Reports from the Central repository for  
Nevada Records of Criminal History

# DOMESTIC VIOLENCE



THIS PAGE WAS LEFT INTENTIONALLY BLANK

## 2015 DOMESTIC VIOLENCE DATA

The Domestic Violence data presented here is collected per the requirements set forth in Nevada Revised Statute 171.1227.

**NRS 171.1227** Peace officer to submit written report concerning suspected acts of domestic violence; information from reports to be aggregated and forwarded to Central Repository; content of report.

1. If a peace officer investigates an act that constitutes domestic violence pursuant to NRS 33.018, the peace officer shall prepare and submit a written report of the investigation to the peace officer's supervisor or to another person designated by the peace officer's supervisor, regardless of whether the peace officer makes an arrest.
2. If the peace officer investigates a mutual battery that constitutes domestic violence pursuant to NRS 33.018 and finds that one of the persons involved was the primary physical aggressor, the peace officer shall include in the report:
  - (a) The name of the person who was the primary physical aggressor; and
  - (b) A description of the evidence which supports the peace officer's finding.
3. If the peace officer does not make an arrest, the peace officer shall include in the report the reason the peace officer did not do so.
4. The information contained in a report made pursuant to subsections 1 and 2 must be:
  - (a) Aggregated each month; and
  - (b) Forwarded by each jurisdiction to the Central Repository for Nevada Records of Criminal History not later than the 15th day of the following month.
5. The Director of the Department of Public Safety shall prescribe the form on which the information described in subsection 4 must be reported to the Central Repository. In addition to the information required pursuant to subsections 1 and 2, the form must also require the inclusion of the following information from each report:
  - (a) The gender, age and race of the persons involved;
  - (b) The relationship of the persons involved;
  - (c) The date and time of day of the offense;
  - (d) The number of children present, if any, at the time of the offense;
  - (e) Whether or not an order for protection against domestic violence was in effect at the time of the offense;
  - (f) Whether or not any weapons were used during the commission of the offense;
  - (g) Whether or not any person required medical attention;
  - (h) Whether or not any person was given a domestic violence card that contains information about appropriate counseling or other supportive services available in the community in which that person resides;
  - (i) Whether or not the primary physical aggressor, if identified, was arrested and, if not, any mitigating circumstances explaining why an arrest was not made; and
  - (j) Whether or not any other person was arrested.

(Added to NRS by 1997, 1533; A 2007, 2482)

Please note that the collection of Race and Ethnicity data for incidents of Domestic Violence is a relatively new addition. Nevada law enforcement agencies have begun to collect this expanded data; however, it is still incomplete. Therefore, the total number of offenders or victims will not necessarily match the total number of races or ethnicities reported. Possible ethnicities are either Hispanic or Non-Hispanic. For the majority of people of Hispanic Ethnicity their Race is White.

### 2015 Domestic Violence data was collected from the following agencies:

The Nevada Highway Patrol

**Carson County**  
Carson City Sheriff's Office

**Churchill County**  
Churchill County Sheriff's Office  
Fallon Police Department

**Clark County**  
Boulder Police Department  
Clark County School District Police Department  
Henderson Police Department  
Las Vegas Metro Police Department  
Mesquite Police Department  
North Las Vegas Police Department  
University of Nevada, Las Vegas Police Department

**Douglas County**  
Douglas County Sheriff's Office

**Elko County**  
Carlin Police Department  
Elko Police Department  
Elko County Sheriff's Office  
West Wendover Police Department

**Esmeralda County**  
Esmeralda County Sheriff's Office

**Eureka County**  
Eureka County Sheriff's Office

**Humboldt County**  
Humboldt County Sheriff's Office  
Winnemucca Police Department

**Lander County**  
Lander County Sheriff's Office

**Lincoln County**  
Lincoln County Sheriff's Office

**Lyon County**  
Lyon County Sheriff's Office  
Yerington Police Department

**Mineral County**  
Mineral County Sheriff's Office

**Nye County**  
Nye County Sheriff's Office

**Pershing County**  
Lovelock Police Department  
Pershing County Sheriff's Office

**Storey County**  
Storey County Sheriff's Office

**Washoe County**  
Reno Police Department  
Reno-Tahoe Airport Authority Police Department  
Sparks Police Department  
Truckee Meadows Community College Police Department  
University of Nevada, Reno Police Department  
Washoe County School District Police Department  
Washoe County Sheriff's Office

**White Pine County**  
White Pine County Sheriff's Office

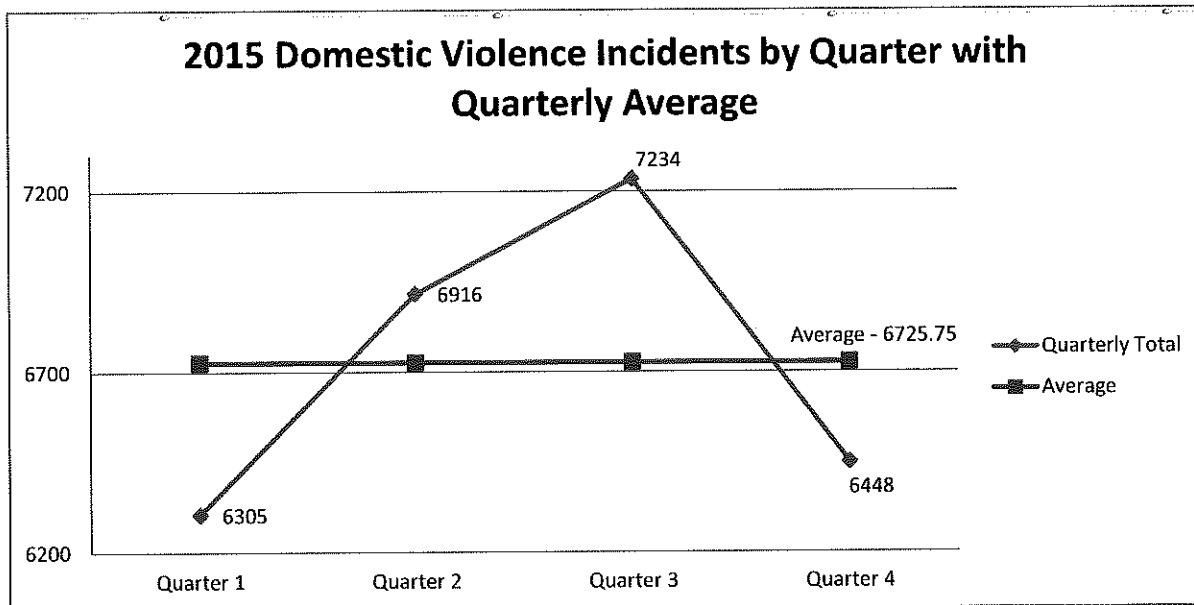
## DOMESTIC VIOLENCE

**Crime Clock - One Domestic Violence Offense Every 19 Minutes, 32 Seconds**

### Five - Year Trends

	Number Reported	% Change from Previous Year	Rate/1,000
2011	25,471		9.36
2012	22,128	-13.12%	8.02
2013	23,598	6.64%	8.46
2014	25,772	9.21%	9.06
2015	26,903	4.39%	9.37

Please Note: Quarterly and yearly Domestic Violence totals are taken from the "Time of Day" statistic in an effort to get the most accurate count regarding the total number of incidents reported.



## 2015 Statewide Domestic Violence Totals

### Offender Information

#### MALE Offenders

Age	Total
Under 18	1049
18-24	3666
25-34	6395
35-44	3993
45-54	2720
55-64	1114
65 over	331
Unknown	86
<b>TOTAL</b>	<b>19354</b>

#### Race

White	11400
Black	6559
Am Indian	204
Asian	536
Unknown	630
<b>Ethnicity</b>	
Hispanic	3996
<b>Total</b>	<b>19329</b>

#### Injuries

Minor	3289
Moderate	311
No Visible	8680
Severe	51

#### Medical

1st Aid	560
Hospital	449
None	13420
Refused	3219

Alcohol/Drug Use Suspected	12595
DV Card Given	7310
PO in Effect	507
Arrested	2112
None	315

#### FEMALE Offenders

Age	Total
Under 18	703
18-24	1873
25-34	2496
35-44	1532
45-54	1088
55-64	417
65 over	146
Unknown	31
<b>TOTAL</b>	<b>8286</b>

#### Race

White	5188
Black	2376
Am Indian	108
Asian	386
Unknown	209
<b>Ethnicity</b>	
Hispanic	1388
<b>Total</b>	<b>8267</b>

#### Injuries

Minor	1868
Moderate	157
No Visible	4117
Severe	21

#### Medical

1st Aid	306
Hospital	309
None	5106
Refused	1952

Alcohol/Drug Use Suspected	5361
DV Card Given	3684
PO in Effect	168
Arrested	895
None	133

## 2015 Statewide Domestic Violence Totals

### Victim Information

#### MALE VICTIMS

Age	Total
Under 18	698
18-24	1607
25-34	2462
35-44	1825
45-54	1583
55-64	903
65 over	466
Unknown	10
<b>TOTAL</b>	<b>9554</b>

#### Race

White	6412
Black	2389
Am Indian	73
Asian	304
Unknown	360
<b>Ethnicity</b>	
Hispanic	1692
<b>Total</b>	<b>9538</b>

#### Injuries

Minor	4503
Moderate	535
No Visible	3136
Severe	106

#### Medical

1st Aid	510
Hospital	496
None	3914
Refused	3544

Alcohol/Drug Use Suspected	3016
DV Card Given	7087
PO in Effect	315
Arrested	879
None	72

#### FEMALE VICTIMS

Age	Total
Under 18	857
18-24	4747
25-34	6581
35-44	4437
45-54	2910
55-64	1204
65 over	488
Unknown	23
<b>TOTAL</b>	<b>21247</b>

#### Race

White	13591
Black	5868
Am Indian	237
Asian	761
Unknown	771
<b>Ethnicity</b>	
Hispanic	3600
<b>Total</b>	<b>21228</b>

#### Injuries

Minor	8685
Moderate	1232
No Visible	7859
Severe	137

#### Medical

1st Aid	1167
Hospital	1296
None	7933
Refused	7830

Alcohol/Drug Use Suspected	5782
DV Card Given	17043
PO in Effect	375
Arrested	765
None	104

**2015 Statewide  
Domestic Violence Totals**

**Arrestee Information**

**Male Aggressors**

Number of Males Arrested	8103
Number of Males Not Arrested	11580
<b>Total</b>	<b>19683</b>

**Female Aggressors**

Number of Females Arrested	4355
Number of Females Not Arrested	4103
<b>Total</b>	<b>8458</b>

**Mitigating Circumstances for Not Arrested**

Aggressor undetermined	1472
Gone upon arrival	5108
No evidence of injury	1949
Not reported within 24 hours	443
Other	529
Unknown	2309
<b>Total</b>	<b>11810</b>

**Mitigating Circumstances for Not Arrested**

Aggressor undetermined	966
Gone upon arrival	1202
No evidence of injury	850
Not reported within 24 hours	120
Other	258
Unknown	827
<b>Total</b>	<b>4223</b>

**Other Males Arrested at the Scene (i.e. not part of the domestic relationship)**

Number of Other Males Arrested	87
--------------------------------	----

**Other Females Arrested at the Scene (i.e. not part of the domestic relationship)**

Number of Other Females Arrested	36
----------------------------------	----



**2015 Statewide  
Domestic Violence Totals**

**General Information**

**Time of Day**

0000-0259	3734
0300-0559	2069
0600-0859	1991
0900-1159	2828
1200-1459	3105
1500-1759	3937
1800-2059	4669
2100-2359	4570
<b>TOTAL</b>	<b>26903</b>

**Number of Children Present**

ages 0-3	3190
ages 4-6	1625
ages 7-9	1390
ages 10-12	1404
ages 13-15	1335
ages 16-18	1142
age unknown	634
<b>TOTAL</b>	<b>10720</b>

**Weapon Used**

Blunt Object	758
Handgun	505
Hands/Fist/Feet	23221
Knife/Cutting Inst	1208
Other Firearm	157
Other Weapon	1160
Unknown	1436
<b>TOTAL</b>	<b>28445</b>

**Victim Relationship to Offender**

Cohabitant	16141
Spouse	2948
Dating	11437
Child in Common	5766
Blood Relative	4918
Parent	2959
Child	1580
Former Spouse	395
Former Dating	2675
Former Cohabitant	2277
Related by Marriage	3547
<b>TOTAL</b>	<b>54643</b>

**Number of Mutual Combatant Incidents**

Number of Incidents	2461
---------------------	------

# PROTECTION ORDERS



THIS PAGE WAS LEFT INTENTIONALLY BLANK

## 2015 PROTECTION ORDER DATA

The reporting of the protection order data presented here is collected per the guidelines set forth in Nevada Revised Statute 179A.350.

### **NRS 179A.350 Creation; contents; prompt entry of information; accessibility; submission of report to Legislature.**

1. The Repository for Information Concerning Orders for Protection Against Domestic Violence is hereby created within the Central Repository.
2. Except as otherwise provided in subsection 4, the Repository for Information Concerning Orders for Protection Against Domestic Violence must contain a complete and systematic record of all temporary and extended orders for protection against domestic violence issued or registered in the State of Nevada, in accordance with regulations adopted by the Director of the Department, including, without limitation, any information received pursuant to NRS 33.095. Information received by the Central Repository pursuant to NRS 33.095 must be entered in the Repository for Information Concerning Orders for Protection Against Domestic Violence not later than 8 hours after it is received by the Central Repository.
3. The information in the Repository for Information Concerning Orders for Protection Against Domestic Violence must be accessible by computer at all times to each agency of criminal justice.
4. On or before July 1 of each year, the Director of the Department shall submit to the Director of the Legislative Counsel Bureau a written report concerning all temporary and extended orders for protection against domestic violence issued pursuant to NRS 33.020 during the previous calendar year that were transmitted to the Repository for Information Concerning Orders for Protection Against Domestic Violence. The report must include, without limitation, information for each court that issues temporary or extended orders for protection against domestic violence concerning:
  - (a) The total number of temporary and extended orders that were granted by the court pursuant to NRS 33.020 during the calendar year to which the report pertains;
  - (b) The number of temporary and extended orders that were granted to women;
  - (c) The number of temporary and extended orders that were granted to men;
  - (d) The number of temporary and extended orders that were vacated or expired;
  - (e) The number of temporary orders that included a grant of temporary custody of a minor child; and
  - (f) The number of temporary and extended orders that were served on the adverse party.
5. The information provided pursuant to subsection 4 must include only aggregate information for statistical purposes and must exclude any identifying information relating to a particular person.
6. The Repository for Information Concerning Orders for Protection Against Domestic Violence must not contain any information concerning an event that occurred before October 1, 1998.  
(Added to NRS by 1997, 1803; A 2007, 2483)

## Definitions

The following report will describe and summarize temporary and extended protection orders issued in the State of Nevada. These reports are broken down to show which orders were granted to men and to women. Also included is a listing of those orders that included custody of a minor child and available historic data.

The information contained in this report was gathered using a different methodology than in previous years. Previously the data presented was an aggregate of all protection orders issued including all modifications they may have undergone. However, the new methodology aggregates the total number of Temporary Protection Orders and Extended Protection Orders issued per person. This results in a much lower figure than reported in previous years. For reference, the new methodology has been used to supply historical data from 2010 through 2013 for comparison.

### **Definitions:**

#### **Temporary Protection Orders:**

Can be granted within 24 hours of receiving the application and in effect up to 30 days or until scheduled court hearing.

#### **Extended Protection Orders:**

Awarded only after a hearing before a judge and in effect for up to one year.

#### **Expired Order:**

A Temporary Protection Order or Extended Protection Order that has reached the expiration date and was not extended further.

#### **Vacated Order:**

A Temporary Protection Order or Extended Protection Order that was cancelled or dissolved prior to the expiration date.

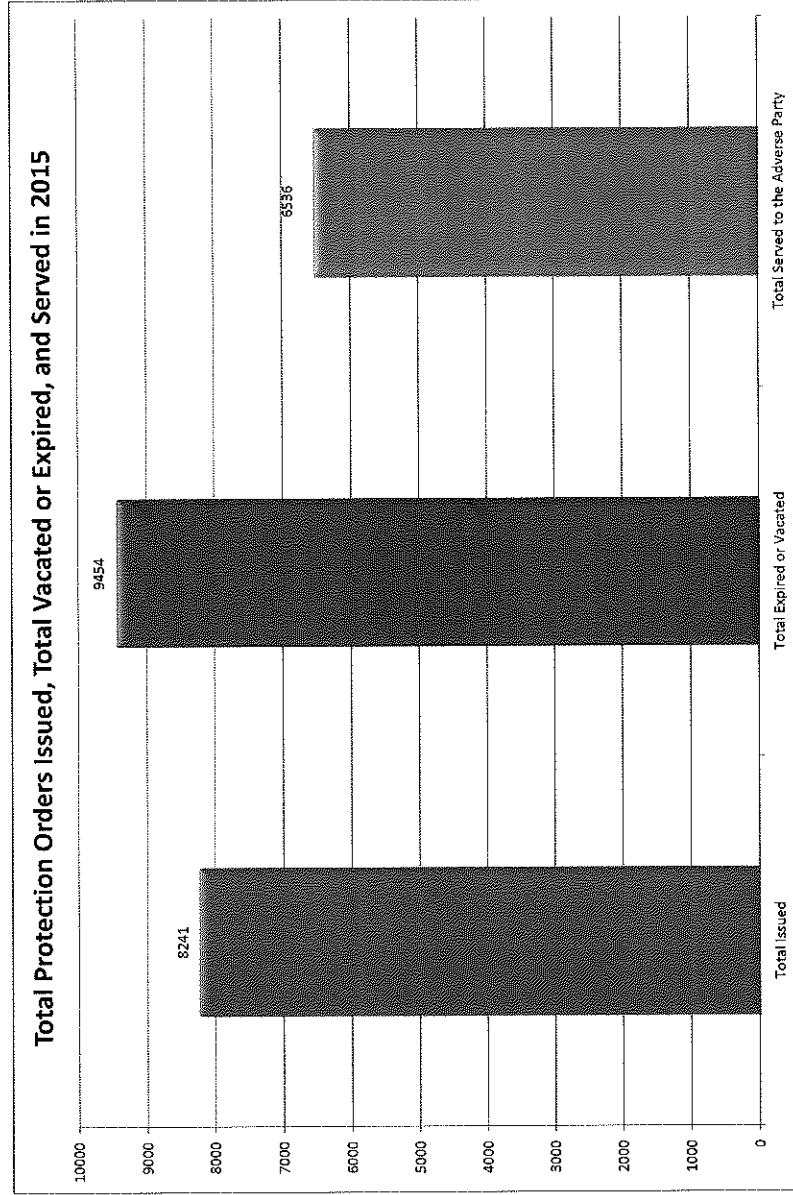
Any of the above orders can also include a grant of temporary custody of a minor child.

Note that on the graphs you will see gender described as male, female, and unknown. Unknown includes those who entered unknown on the application, or those that did not complete the gender portion of the application.

In Nevada, only Protection Orders granted due to Domestic Violence or Domestic Battery are entered into the state Criminal Justice Information System; therefore, these reports do not include any Protection Orders issued for any other reason (i.e. Stalking, Harassment, etc.).

**Total Protection Orders Issued, Expired or Served Between 1/1/2015 and 12/31/2015**

2015	8241	9454	6536
	Total Issued	Total Expired or Vacated	Total Served to the Adverse Party

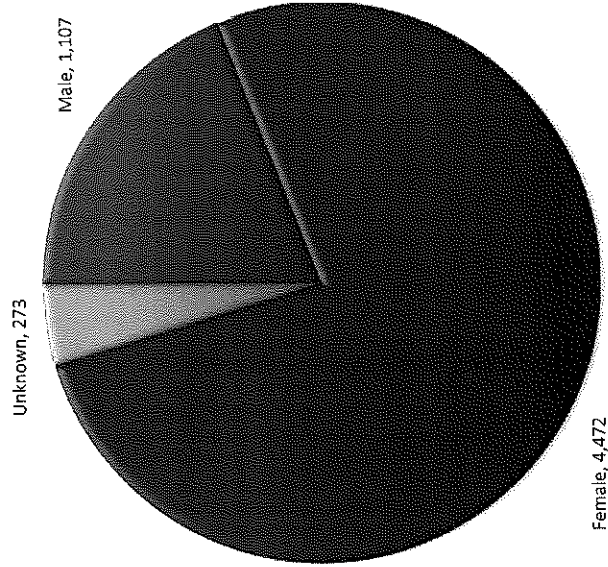


# 2015 Total Protection Orders Issued By Gender


Temporary Protection Orders		
Male	Female	Total
1,107	4,472	5,852

Extended Temporary Protection Orders		
Male	Female	Total
337	1,940	2,389

**Temporary Protection Orders Issued  
Between 1/1/15 and 12/31/15**




**Extended Temporary Protection Orders Issued  
Between 1/1/15 and 12/31/15**




## 2015 Percentage Breakdown of Protection Orders

	Temporary Protection Orders	Extended Protection Orders	Total
Total Orders Issued	5,852	2,389	8,241
Percentage of Orders Issued	71%	29%	100.00%



**2015 Protection Orders Issued That Include a Grant of Temporary Custody of a Minor Child**


Temporary Protection Orders	942	Extended Protection Orders	559	Total	1,501
-----------------------------	-----	----------------------------	-----	-------	-------





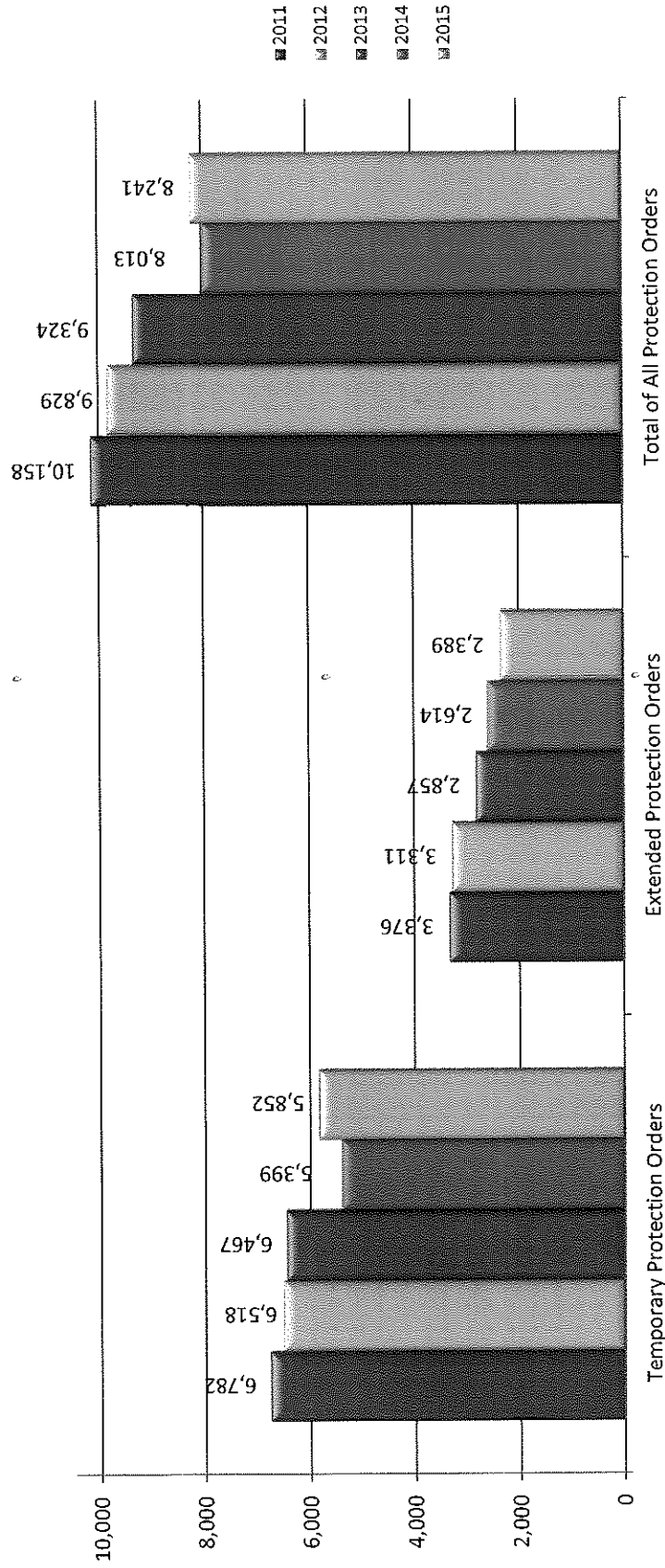
**2015 Comparison of Protection Orders Issued and Orders Issued With a Grant of Temporary Custody of a Minor Child**

	Temporary Protection Orders	Extended Protection Orders	Total Protection Orders Issued
Total Orders Issued	5,852	2,389	8,241
Orders With Temporary Custody	942	559	1,501
Percentage of Orders with a Grant of Temporary Custody	16.10%	23.40%	18.21%



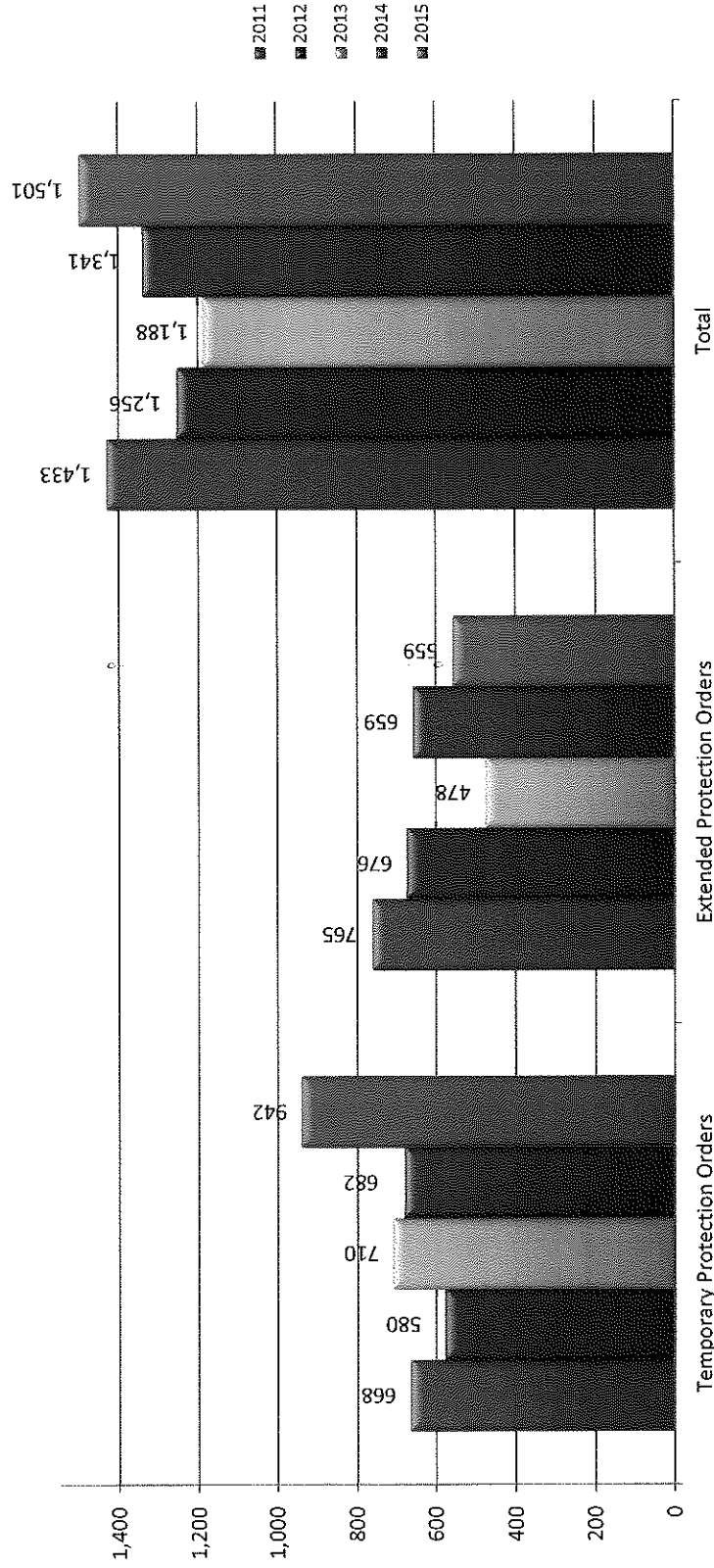
# 5 YEAR HISTORY OF ALL PROTECTION ORDERS ISSUED

	Temporary Protection Orders	Extended Protection Orders	Total of All Protection Orders
2011	6,782	3,376	10,158
2012	6,518	3,311	9,829
2013	6,467	2,857	9,324
2014	5,399	2,614	8,013
2015	5,852	2,389	8,241



**5 YEAR HISTORY OF ORDERS ISSUED THAT INCLUDE GRANT OF TEMPORARY CUSTODY OF A MINOR CHILD**

	Temporary Protection Orders	Extended Protection Orders	Total
2011	668	765	1,433
2012	580	676	1,256
2013	710	478	1,188
2014	682	659	1,341
2015	942	559	1,501



# RAPE STATISTICS



THIS PAGE WAS LEFT INTENTIONALLY BLANK

## 2015 RAPE

### Crime Clock - One Rape Every 5 Hours, 11 Minutes

**NOTE:** In 2011, the FBI UCR Program revised the definition of rape for reporting purposes. As the offense is now defined, it is possible to report either males or females as rape victims.

**Rape** - penetration, no matter how slight, of the vagina or anus with any body part or object, or oral penetration by a sex organ of another person, or by a sex-related object, without the consent of the victim. This definition includes either gender of victim or offender. This definition also includes instances in which the victim is incapable of giving consent because of temporary or permanent mental or physical incapacity (including due to the influence of drugs or alcohol) or because of age. Physical resistance is not required on the part of the victim to demonstrate lack of consent.

In 2015 Nevada law enforcement was able to clear 18.09% of rapes.

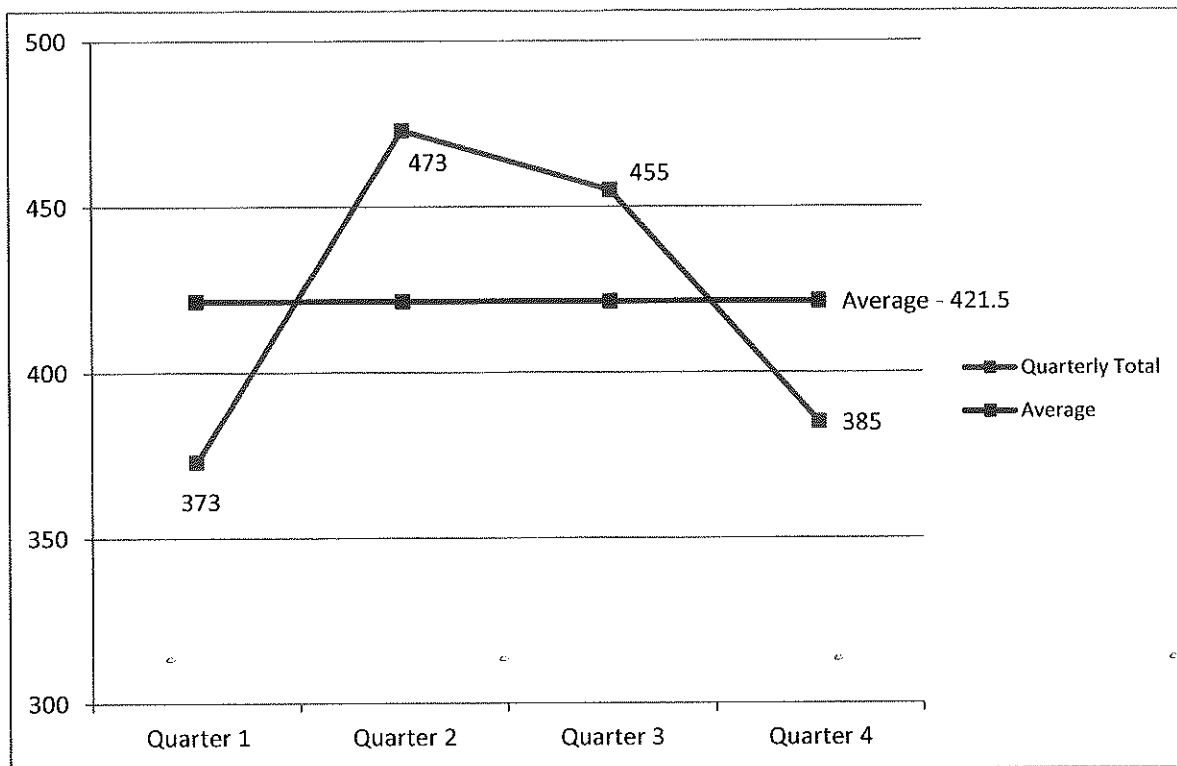
### Five - Year Trends

	Number Reported	% Change from Previous Year	Rate/1,000
<b>2011</b>	895		0.33
<b>2012</b>	923	3.13%	0.33
<b>2013</b>	1,081	17.12%	0.39
<b>2014</b>	1,351	24.98%	0.48
<b>2015</b>	1,686	24.80%	0.59

### Completed and Attempted Rapes

	Completed	Attempted	Total
<b>2011</b>	756	139	895
<b>2012</b>	822	101	923
<b>2013</b>	939	142	1,081
<b>2014</b>	1,204	147	1,351
<b>2015</b>	1,517	169	1,686

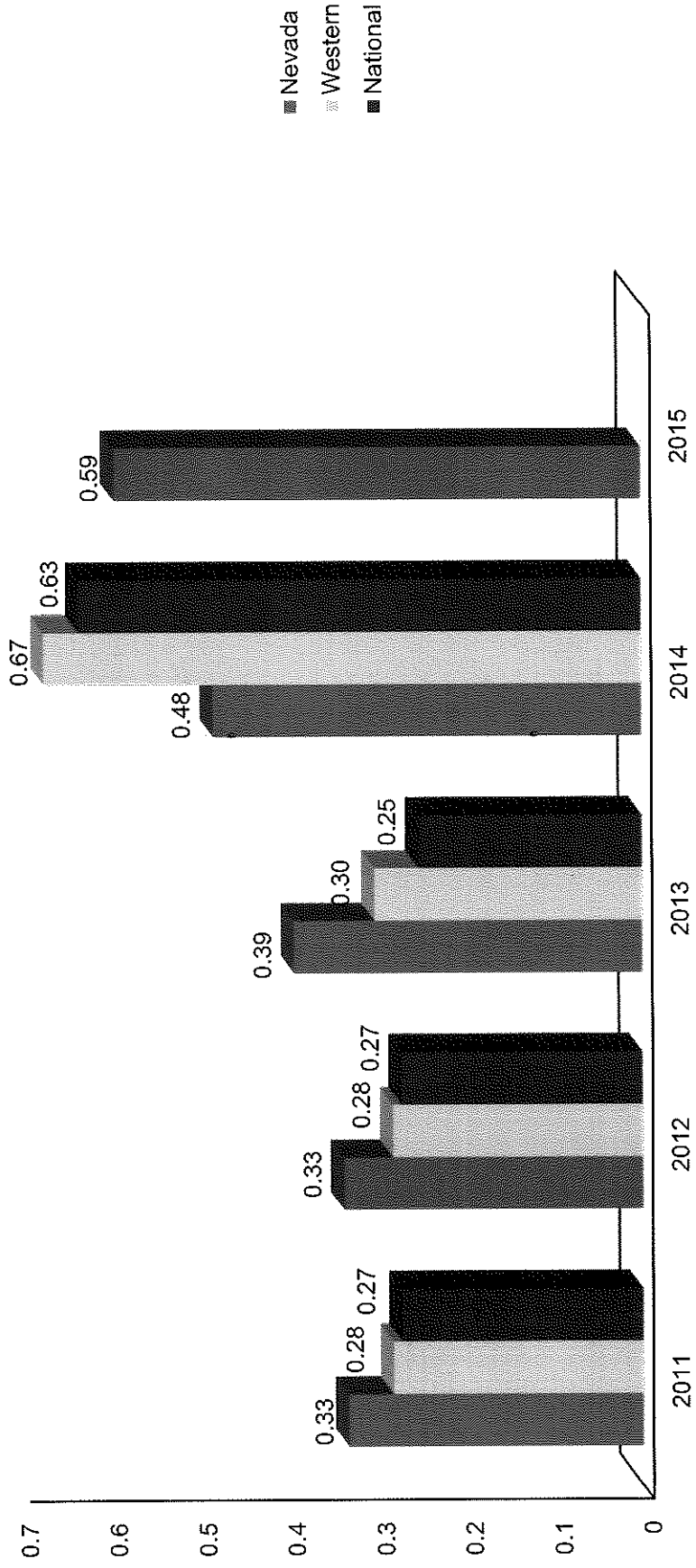
## 2015 Rape Offenses by Quarter and Quarterly Average



## Profile of Persons Arrested

AGE	2011	2012	2013	2014	2015	5-year Average	% for 2015
<b>17 and Under</b>	28	24	36	42	58	38	17%
<b>18-24</b>	42	43	39	42	72	48	21%
<b>25-29</b>	29	27	39	38	43	35	13%
<b>30-34</b>	18	40	33	42	40	35	12%
<b>35-39</b>	16	19	20	28	38	24	11%
<b>40 and Over</b>	48	47	52	82	89	64	26%
<b>Total</b>	181	200	219	274	340	243	100.00%
Male	168	178	216	269	329	232	96.76%
Female	5	3	5	5	11	6	3.24%

### 2011-2015 Rape Rates per 1000: Nevada, Western States, National



2015 National and Western data not available at the time of publication



THIS PAGE WAS LEFT INTENTIONALLY BLANK

## Report of NCPDV Meetings (2015-2016)

1. April 22<sup>nd</sup>, 2015 Meeting Minutes
  - a. Discussed significance of maintaining the NCPDV History Document (updates made by Legislative Committee in the future)
  - b. Select finalists for NCPDV Survivor Scholarship
  - c. The Legislative Committee discussed bill that would protect victims from violent crime, sex crimes against minors under the age of 16 and victims of DV with substantial bodily harm
  - d. Discussed location and date for Annual Rural Meeting
  - e. Allocation of Grant Funds (from Michael Bolton Charities) for “No More” DV Awareness Campaign
  - f. Some committees did not establish meetings or meet quorum
  - g. Lack of meeting reports from vice chair, treasurer, and secretary
  - h. Possible action to revise bylaws
  - i. Bill AB435 would affect decision of meeting sites for future NCPDV meetings
2. July 22<sup>nd</sup>, 2015 Meeting Minutes
  - a. The swearing in of Sergeant Blake Smith and Cory Hernandez took place
  - b. Introduction of new Ombudsman, Joelle Gutman
  - c. Action to remove subcommittees (integrate all info into NCPDV meetings)/revise bylaws
  - d. Prevention of firearm ownership to DV offenders (disregarding current firearms in possession)
3. November 9<sup>th</sup>, 2015 Meeting Minutes

- a. Swearing in of Karl Hall and Patricia Cafferata
- b. Addressed next-of-kin law in regards to DV homicides
  - i. Enhancement to restraining orders
  - ii. Police training on DV
  - iii. Changes to bylaws
- c. Classes via iPad for DV offenders via batterer's treatment programs
- d. Need to advocate the "underserved" people

4. March 16<sup>th</sup>, 2016 Meeting Minutes

- a. Legal Advisor Transition: Introduction of Peter Keegan
- b. Vote to amend and approve the bylaws (considered as notice for succeeding meeting)
- c. Motion to endorse project: Nevada Arrest and Protection Advocacy Project (NAPA) Work Plan
- d. Executive Director of Peace Officers Standards and Training (POST) discusses current training on DV and opportunities for cadets and officers (ED Mike Sherlock)
- e. Discuss adding HT Advocates and College Campus Advocates to list of advocates so they may claim privilege of their records if requested by the courts
- f. Update regarding revisions to DV Prosecution Best Practice Guidelines and Model Policy Procedure for Enforcement POs against DV
- g. Consider possible updates to BDR for 2017 Legislative Session
- h. Discussion of future meetings and agenda items

5. October 20<sup>th</sup>, 2016 Meeting Minutes

- a. Public comment
  - i. Police Chief of Elko PD thankful for Council meeting in their community
    - 1. Addresses drug abuse and violent crimes (domestic abuse)
  - ii. Elko County DA points out concern in rise in DV within community
  - iii. Harbor House is made aware to meeting attendees (its contribution to providing services to victims in Elko)
- b. Introduction of new DV Ombudsman Arlene Rivera
- c. Approval of March 16<sup>th</sup> meeting minutes
- d. Vote on amendments to bylaws
- e. Explanation of VINE and launch of VINE3
- f. Update on HT Task Force and grant received by LVMPD “The Enhanced Collaboration Model, HT Task Force)
- g. Presentation on claim privileges for advocates
- h. Presentation by Captain Michael Carmody from NLVPD discussing protective orders preventing arrest of DV offenders
- i. Updates on BDRs for 2017 Legislative Session
- j. Presentation by Grants Analyst Debbie Tanaka
- k. Set next meeting date for NCPDV