



ATM Terminal # TX0044
















FLEXI RULER



FLEXI RULER





MSD 0128

SAMSUNG

DOUBLE



3. Many gas pumps use the same master key to open the door. These master keys can be easily obtained. Secure the master key and limit access to those deemed necessary.
4. Security seals placed on the door should be stored in a secure area and not inside of the gas pump or an area easily accessible by a criminal.

Be aware of indicators which may indicate Gas Pump Skimming Activity is or has occurred:

1. Card slot of the gas pump is loose or has fallen off, or other parts of the machine have dislodged from the pump.
2. The presence of double sided tape on the gas pump or presence of glue or pry marks around the card slot area.
3. Excessive or out of the ordinary electrical tape on internal components.
4. Observation of person(s) attaching or removing or tampering with parts of the gas pump or at the pump for an unusual amount of time.
5. Skimmers are often placed on the outside of gas pumps furthest away from the store and often out of camera view.

Police advise that if a skimming device is located, for the best chance of identifying those involved, please do not touch or remove the device. Immediately contact store management and law enforcement.

Please contact the Henderson Police Department Financial Crimes Division with any questions at (702) 267-4750.



cityofhenderson.com

**Henderson Police Department
702-267-5000**

**PROTECT
YOURSELF**
From ATM and Gas Pump Skimming

To protect your customers from becoming a victim, follow these simple steps.

ATM Skimming

ATM skimming involves the attachment of electronic devices on or around the ATM for the purposes of capturing both the magnetic strip data contained on the back of a debit card as well as the PIN number that is entered by the customer when using the ATM. The devices used to capture the information will vary in shapes, sizes and designs but are made to be unobtrusive or mimic legitimate components.

To reduce the risk of becoming a victim of ATM skimming:

1. Inspect ATM regularly and look for any signs of tampering or anything out of the ordinary.
2. Lightly tug the area of the card slot. Many skimming devices have the appearance of standard equipment but are overlays which are affixed by double sided tape for quick install and removal.
3. Inspect the machine for an attachment installed around or above the PIN pad containing a small pinhole camera. These are also often made to resemble a factory piece of the ATM and are often affixed with double-sided tape.

Be aware of indicators which may indicate ATM Skimming Activity is or has occurred:

1. Card slot of the ATM is loose or has fallen off, or other parts of the ATM machine have dislodged from the ATM.
2. The presence of double sided tape on the ATM machine or presence of glue or pry marks around the card slot of the ATM.
3. Observation of person(s) attaching, removing or tampering with parts of the ATM machine.
4. Person(s) who are using the ATM and are intentionally covering their faces to avoid being depicted (ex. hats, scarfs and sunglasses).
5. Person(s) spending long periods of time at or around ATM machines and periodically inspect the machine but do not conduct transactions.
6. Person(s) who show up at an ATM multiple times in a short period (may be conducting an inspection or ensuring the device is working properly).

Police advise that if a skimming device is located, for the best chance of identifying those involved, please do not touch or remove the device. Contact your store manager and law enforcement.

Gas Pump Skimmers

Gas pump skimmers can be installed externally over the card reader, or internally. These devices also come in various configurations.

The most common example includes placing a standard appearing overlay over the card slot and/or PIN pad to capture electronic data as customers swipe their cards. These are made to mimic legitimate devices and are often affixed using double-sided tape.



Broken seal



Inside card reader

Another type of Gas Pump Skimming device involves gaining access to the inside of the Gas Pump and installing a cable with an inline recording device that runs between the card reader and main circuit board.

To reduce the risk of becoming a victim of Gas Pump Skimming:

1. Inspect both the exterior and interior regularly and look for any signs of tampering or anything out of the ordinary.
2. Lightly tug the area of the card slot. Many skimming devices have the appearance of standard equipment but are overlays which are affixed by double sided tape for quick install and removal.

