

The National Domestic Violence  
**HOTLINE**

1.800.799.SAFE (7233) • 1.800.787.3224 (TTY)

# 2015 Nevada State Report

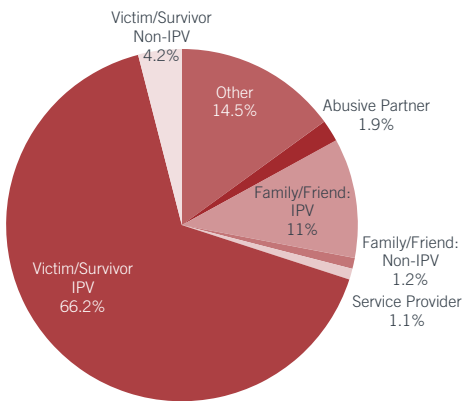
Based on Hotline contacts documented January–December 2015

In 2015, the National Domestic Violence Hotline documented **1,791 contacts** from Nevada. The state ranks 23 in terms of Hotline contact volume. The Hotline provides Crisis Intervention, Safety Planning, Referrals and DV Education for these contacts.

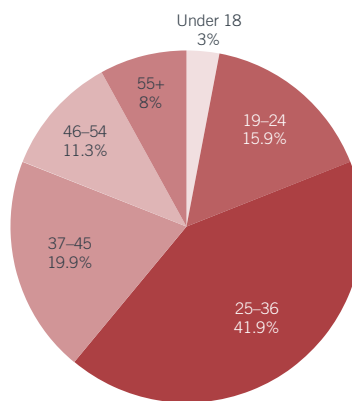
☎ Phone	1,668
💬 Chat	123
☎ TTY	0
<b>Total</b>	<b>1,791</b>

\*Contacts documented refers to the calls and online chats where a location was self-disclosed by the caller or chatter.

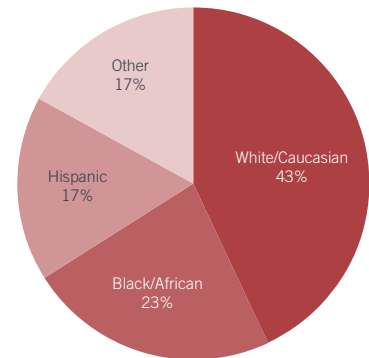
## Who is calling The Hotline?



Caller Type



Victim Age



Caller Ethnicity

### Caller Type Definitions:

- Victim/Survivor: IPV (Intimate Partner Violence) – a victim or survivor of abuse from his/her partner or spouse
- Friend/Family: IPV (Intimate Partner Violence) – a friend or family member of a victim/survivor of IPV or abusive partner
- Victim/Survivor: Non-IPV– a victim or survivor of abuse by anyone else: parent, sibling, caretaker, etc.
- Friend/Family: Non-IPV – a friend or family member of a victim of any other type of abuse, such as child or elder abuse
- Service Provider – a caller from any agency, including other domestic violence agencies, which provides social services
- Abusive Partner – a caller who identifies as abusive or who an Advocate believes to be an abusive partner
- Other – any caller about whom an Advocate is able to gather info, but who does not fit into an above category; this might include callers like law enforcement or medical professionals

### Top 10 Cities in Contact Volume

1. Las Vegas	69%
2. Reno	13%
3. Henderson	5%
4. Carson City	2%
5. Sparks	1%
6. Elko	1%
7. Mesquite	1%
8. Fernley	1%
9. North Las Vegas	1%
10. Gardnerville	1%
<b>Total:</b>	<b>95%</b>

The National Domestic Violence Hotline is a 501c3 organization that relies on generous contributions from the public, government and corporations to continue operation.

## What are victims experiencing?

**95%**

### Emotional/Verbal Abuse

*degradation, threats, insults, humiliation, isolation, etc.*

**71%**

### Physical Abuse

*hitting, biting, choking, etc.*

**16%**

### Economic/Financial Abuse

*control finances, ruin credit, etc.*

**8%**

### Sexual Abuse

*rape, exploitation, coercion, etc.*

**4%**

### Digital Abuse

*steal passwords, constant texts, etc.*



Referrals to Service Providers

**1,831**

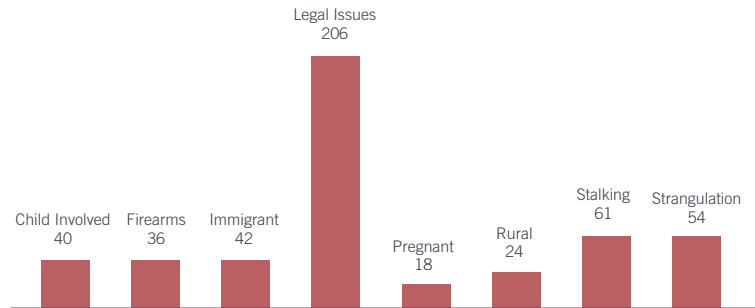
Offers to Direct Connect

**715**

Referrals to Other Resources

**378**

## Most Commonly Disclosed Special Factors in Victims' Experiences



### Those disclosing legal issues:

Protective Orders	203	36%
Other	245	43%
Custody/Visitation	116	20%
Divorce	91	16%
Citizenship/Documentation	33	6%
Interstate Custody	22	4%

### Commonly Requested Hotline Services:

Domestic Violence Shelter	304	24%
Legal Advocacy	280	22%
Individual Professional Counseling	250	20%
DV Support Groups	205	16%
DV Nonresidential Services	184	15%
Legal Representation	138	11%

### Most-REFERRED Resources

- Womenslaw.org
- 211 - United Way
- Nevada Network Against Domestic Violence
- HELP of Nevada
- Crime Victim Compensation and Statewide Victim Services - Nevada



This report was supported by Grant Number 90EV0426 from Administration on Children, Youth and Families, Family and Youth Services Bureau, U.S. Department of Health and Human Services.